

SCHOOL DISTRICT

AUDITED FINANCIAL STATEMENTS

FISCAL YEAR 2007/2008

| | | |
|--|---|--|
| SCHOOL DISTRICT NUMBER 54 | NAME OF SCHOOL DISTRICT Bulkley Valley | YEAR 2007/2008 |
| OFFICE LOCATION PO Box 758 | | TELEPHONE NUMBER 250-877-6820 |
| CITY / PROVINCE Smithers, BC | | POSTAL CODE V0J 2N0 |
| WEBSITE ADDRESS http://www.sd54.bc.ca | | |
| NAME OF SUPERINTENDENT Bev Young | | NAME OF SECRETARY - TREASURER Steven Richards |

DECLARATION AND SIGNATURES

SCHOOL DISTRICT MANAGEMENT'S RESPONSIBILITY FOR FINANCIAL REPORTING

The financial statements and supporting schedules of The Board of Education of School District No. 54 (Bulkley Valley) ("the Board") have been prepared by school district management which has responsibility for their preparation, integrity and objectivity. The financial statements and schedules, including notes, have been prepared in accordance with Canadian generally accepted accounting principles for not-for-profit organizations.

In fulfilling its reporting responsibilities, management has maintained internal control systems and procedures designed to provide reasonable assurance that the school district's assets are safeguarded, that transactions are executed in accordance with appropriate authorization and that the accounting records may be relied upon to properly reflect the school district's transactions. The effectiveness of the control systems is supported by the selection and training of qualified personnel, an organizational structure that provides an appropriate division of responsibility and a strong budgetary system of control.

The Board's Responsibility

The ultimate responsibility for the financial statements lies with the Board. The Board has reviewed and approved the financial statements.




External Auditors

The Board appoints external auditors to audit the financial statements. The external auditors have full and free access to school district records, and present their report to the Board.

Declaration of Management and Board Chairperson

To the best of our knowledge and belief, these financial statements and supporting schedules reflect, in all material respects, the financial position, revenue and expense and cash flows for the year in accordance with Canadian generally accepted accounting principles for not-for-profit organizations.

We, the undersigned, certify that the attached is a correct and true copy of the Audited Financial Statements of School District No. 54 (Bulkley Valley) for the year ended June 30, 2008.

| | |
|---|-----------------------------|
| SIGNATURE OF CHAIRPERSON OF THE BOARD OF EDUCATION  | DATE SIGNED Sept 16/08 |
| SIGNATURE OF SUPERINTENDENT  | DATE SIGNED Sept 22/2008 |
| SIGNATURE OF SECRETARY - TREASURER  | DATE SIGNED Sept 17/08 |

AUDIT REPORT

**To the Board of School Trustees
School District No. 54 (Bulkley Valley)**


We have audited the statement of financial position of School District No. 54 (Bulkley Valley) as at June 30, 2008 and the statements of revenue and expense, changes in fund balances and cash flows for the year then ended. These financial statements are the responsibility of the School District's management. Our responsibility is to express an opinion on these financial statements based on the audit.

We conducted the audit in accordance with Canadian generally accepted auditing standards. These standards require that we plan and perform an audit to obtain reasonable assurance that the financial statements are free of material misstatement. An audit includes examining, on a test basis, evidence supporting the amounts and disclosures in the financial statements. An audit also includes assessing the accounting principles used and significant estimates made by management, as well as evaluating the overall financial statement presentation.

In our opinion, these financial statements present fairly, in all material respects, the financial position of the School District as at June 30, 2008 and the results of its operations for the year then ended in accordance with Canadian generally accepted accounting principles.

Our audit was conducted for the purpose of forming an opinion on the basic financial statements of the School District taken as a whole. The current year's supplementary information included in Schedules A1 to C5 is presented for purposes of additional analysis. Such supplementary information has been subjected to the auditing procedures applied in the audit of the financial statements and, in our opinion, is fairly stated, in all material respects, in relation to the financial statements taken as a whole.

Smithers, BC
July 29, 2008



SCHOOL DISTRICT NO. 54 (Bulkley Valley)
2007/2008 AUDITED FINANCIAL STATEMENTS

TABLE OF CONTENTS

AUDITORS' REPORT

FINANCIAL STATEMENTS

| | |
|---------------------------------------|-------------|
| Statement of Financial Position | Statement 1 |
| Statement of Revenue and Expense | Statement 2 |
| Statement of Changes in Fund Balances | Statement 3 |
| Statement of Cash Flows | Statement 4 |

NOTES TO FINANCIAL STATEMENTS

SCHEDULES

| | |
|---|-------------|
| Operating Fund | |
| Surplus (Deficit) | Schedule A1 |
| Comparative Schedule of Revenue by Source | Schedule A2 |
| Comparative Schedule of Expense by Object | Schedule A3 |
| Expense by Function and Program | Schedule A4 |
| Changes in Deferred Contributions | Schedule A5 |
| Special Purpose Funds | |
| Summary of Changes | Schedule B1 |
| Changes in Ministry of Education Designated Special Purpose Funds | Schedule B2 |
| Changes in Other Special Purpose Funds | Schedule B3 |
| Capital Fund | |
| Capital Assets | Schedule C1 |
| Capital Assets - Work In Progress | Schedule C2 |
| Deferred Capital Contributions | Schedule C3 |
| Changes in Deferred Contributions | Schedule C4 |
| Changes In Fund Balances | Schedule C5 |

SCHOOL DISTRICT NO. 54 (Bulkley Valley)
STATEMENT OF FINANCIAL POSITION
AS AT JUNE 30, 2008

Statement 1

| | OPERATING FUND | SPECIAL PURPOSE FUNDS | CAPITAL FUND | TOTAL 2008 | TOTAL 2007 |
|---|---------------------------|--------------------------------------|-------------------------|------------------------|------------------------|
| ASSETS | | | | | |
| Current Assets | | | | | |
| Cash and Cash Equivalents | 6,048,426 | 2,089,086 | 80,208 | 8,217,720 | 8,259,554 |
| Short Term Investments | | | | 0 | 0 |
| Accounts Receivable | | | | | |
| Due from Province - Ministry of Education | 24,042 | | | 24,042 | 33,153 |
| Due from Province - Other | | | | 0 | 0 |
| Due from LEA / Direct Funding | 342,277 | | | 342,277 | 330,895 |
| Other Receivables (Note Note 3) | 138,601 | | | 138,601 | 141,428 |
| Interfund Loans | | | 1,414,183 | | |
| Inventories | | | | 0 | 0 |
| Prepaid Expenses | 5,003 | | | 5,003 | 996 |
| | <hr/> 6,558,349 | <hr/> 2,089,086 | <hr/> 1,494,391 | <hr/> 8,727,643 | <hr/> 8,766,026 |
| Investments | | | | 0 | 0 |
| Equity Investments | | | | 0 | 0 |
| Capital Assets - Net (Note Note 4) | | | 18,847,159 | 18,847,159 | 18,540,469 |
| TOTAL ASSETS | <hr/> <hr/> 6,558,349 | <hr/> <hr/> 2,089,086 | <hr/> <hr/> 20,341,550 | <hr/> <hr/> 27,574,802 | <hr/> <hr/> 27,306,495 |
| LIABILITIES AND FUND BALANCES | | | | | |
| Current Liabilities | | | | | |
| Bank Overdraft | | | | 0 | 0 |
| Accounts Payable and Accrued Liabilities | | | | | |
| Due to Province - Ministry of Education | | | | 0 | 0 |
| Due to Province - Other | | | | 0 | 0 |
| Other | 1,737,357 | | | 1,737,357 | 2,015,984 |
| Bank Loans | | | | 0 | 0 |
| Interfund Loans | 1,414,183 | | | | |
| Other Current Liabilities | 1,334,942 | | | 1,334,942 | 1,608,310 |
| | <hr/> 4,486,482 | <hr/> 0 | <hr/> 0 | <hr/> 3,072,299 | <hr/> 3,624,294 |
| Deferred Revenue | | | | 0 | 0 |
| Deferred Contributions | | | | | |
| Ministry of Education | | 1,660,047 | 78,720 | 1,738,767 | 1,616,470 |
| Province - Other | | | | 0 | 0 |
| Other | | 429,039 | | 429,039 | 456,020 |
| Accrued Employee Future Benefits (Note Note 5) | 392,084 | | | 392,084 | 361,242 |
| Deferred Capital Contributions | | | 12,730,001 | 12,730,001 | 13,147,098 |
| Bank Loans | | | | 0 | 0 |
| Capital Lease Obligations | | | | 0 | 0 |
| Other Long Term Liabilities | | | | 0 | 0 |
| TOTAL LIABILITIES | <hr/> 4,878,566 | <hr/> 2,089,086 | <hr/> 12,808,721 | <hr/> 18,362,190 | <hr/> 19,205,124 |
| Fund Balances | | | | | |
| Invested in Capital Assets | | | 6,118,646 | 6,118,646 | 5,399,894 |
| Endowment | | | | 0 | 0 |
| Internally Restricted | 283,782 | | 1,414,183 | 1,697,965 | 410,340 |
| Unrestricted | 1,396,001 | | | 1,396,001 | 2,291,137 |
| Unfunded Accrued Employee Future Benefits and Vacation Pay | | | | 0 | 0 |
| TOTAL FUND BALANCES | <hr/> 1,679,783 | <hr/> 0 | <hr/> 7,532,829 | <hr/> 9,212,612 | <hr/> 8,101,371 |
| TOTAL LIABILITIES AND FUND BALANCES | <hr/> <hr/> 6,558,349 | <hr/> <hr/> 2,089,086 | <hr/> <hr/> 20,341,550 | <hr/> <hr/> 27,574,802 | <hr/> <hr/> 27,306,495 |

SCHOOL DISTRICT NO. 54 (Bulkley Valley)
STATEMENT OF REVENUE AND EXPENSE
YEAR ENDED JUNE 30, 2008

Statement 2

| | OPERATING FUND | SPECIAL PURPOSE FUNDS | CAPITAL FUND | TOTAL 2008 | TOTAL 2007 |
|--|-------------------|-----------------------------|------------------|-------------------|-------------------|
| REVENUE | | | | | |
| Provincial Grants - Ministry of Education | 21,868,184 | 555,931 | | 22,424,115 | 21,475,752 |
| Provincial Grants - Other | | | | 0 | 274,487 |
| Federal Grants | | | | 0 | 0 |
| Other Revenue | 1,187,373 | 1,138,723 | | 2,326,096 | 2,087,405 |
| Rentals and Leases | 1,400 | | | 1,400 | 38,524 |
| Investment Income | 310,879 | | 6,761 | 317,640 | 313,187 |
| Gain (Loss) on Equity Investment | | | | 0 | 0 |
| Amortization of Deferred Capital Contributions | | | 744,096 | 744,096 | 730,181 |
| Gain (Loss) on Disposal of Capital Assets | | | | 0 | 0 |
| Interest-Capital Reserve Account | | | | 0 | 2,928 |
| | <u>23,367,836</u> | <u>1,694,654</u> | <u>750,857</u> | <u>25,813,347</u> | <u>24,922,464</u> |
| EXPENSE | | | | | |
| Salaries | | | | | |
| Teachers | 9,214,138 | | | 9,214,138 | 8,965,480 |
| Principals and Vice Principals | 1,581,292 | | | 1,581,292 | 1,741,109 |
| Educational Assistants | 1,548,948 | | | 1,548,948 | 1,442,771 |
| Support Staff | 2,368,382 | | | 2,368,382 | 2,206,625 |
| Other Professionals | 948,961 | | | 948,961 | 889,584 |
| Substitutes | 525,399 | | | 525,399 | 536,011 |
| | <u>16,187,120</u> | <u>0</u> | <u>0</u> | <u>16,187,120</u> | <u>15,781,580</u> |
| Employee Benefits | 3,714,712 | | | 3,714,712 | 3,618,098 |
| Services and Supplies | 2,733,870 | 1,138,723 | | 3,872,593 | 3,955,908 |
| Amortization of Capital Assets | | | 922,647 | 922,647 | 872,599 |
| Write-off/down of Buildings and Sites | | | | 0 | 0 |
| | <u>22,635,702</u> | <u>1,138,723</u> | <u>922,647</u> | <u>24,697,072</u> | <u>24,228,185</u> |
| NET REVENUE (EXPENSE) | <u>732,134</u> | <u>555,931</u> | <u>(171,790)</u> | <u>1,116,275</u> | <u>694,279</u> |

SCHOOL DISTRICT NO. 54 (Bulkley Valley)
STATEMENT OF CHANGES IN FUND BALANCES
YEAR ENDED JUNE 30, 2008

Statement 3

| | OPERATING FUND | SPECIAL PURPOSE FUNDS | CAPITAL FUND | TOTAL 2008 | TOTAL 2007 |
|--|-------------------|-----------------------------|-----------------|---------------|---------------|
| FUND BALANCES, BEGINNING OF YEAR | 2,529,440 | 0 | 5,571,931 | 8,101,371 | 7,407,092 |
| Changes in Accounting Policies/ Prior Period Adjustments (Note Note 12) | | | | | |
| Reclassify interest on MED restricted capital | | | (5,034) | (5,034) | 0 |
| FUND BALANCES, BEGINNING OF YEAR, AS RESTATED | 2,529,440 | 0 | 5,566,897 | 8,096,337 | 7,407,092 |
| Changes for the Year | | | | | |
| Net Revenue (Expense) for the Year | 732,134 | 555,931 | (171,790) | 1,116,275 | 694,279 |
| Interfund Transfers | | | | | |
| Capital Assets Purchased | (306,791) | (555,931) | 862,722 | 0 | 0 |
| Local Capital | (1,275,000) | | 1,275,000 | 0 | 0 |
| Other | | | | 0 | 0 |
| Direct Increases in Fund Balances | | | | | |
| Endowment Contributions | | | | 0 | 0 |
| Site Purchases | | | | 0 | 0 |
| Comprehensive Income (Loss) | | | | 0 | 0 |
| Net Changes for the Year | (849,657) | 0 | 1,965,932 | 1,116,275 | 694,279 |
| FUND BALANCES, END OF YEAR | 1,679,783 | 0 | 7,532,829 | 9,212,612 | 8,101,371 |

SCHOOL DISTRICT NO. 54 (Bulkley Valley)
STATEMENT OF CASH FLOWS
YEAR ENDED JUNE 30, 2008

Statement 4.1

| | OPERATING FUND | SPECIAL PURPOSE FUNDS | CAPITAL FUND | TOTAL 2008 | TOTAL 2007 |
|--|-------------------|-----------------------------|-----------------|---------------|---------------|
| CASH PROVIDED BY (USED FOR) | | | | | |
| OPERATIONS | | | | | |
| Net Revenue (Expense) for the Year | 732,134 | 555,931 | (171,790) | 1,116,275 | 694,279 |
| Changes In Non-Cash Working Capital | | | | | |
| Decrease (Increase) | | | | | |
| Accounts Receivable | 556 | | | 556 | 1,074,425 |
| Interfund Loans | 1,242,146 | | (1,242,146) | 0 | 0 |
| Inventories | | | | 0 | 0 |
| Prepaid Expenses | (4,007) | | | (4,007) | (57) |
| Increase (Decrease) | | | | | |
| Accounts Payable/Accrued Liabilities | (278,627) | | | (278,627) | 307,462 |
| Other Current Liabilities | (273,368) | | | (273,368) | (1,257,523) |
| Deferred Revenue | | | | 0 | 0 |
| Deferred Contributions | | 87,259 | | 87,259 | 367,713 |
| Accrued Employee Future Benefits | 30,842 | | | 30,842 | 26,821 |
| Other Long Term Liabilities | | | | 0 | 0 |
| Loss (Gain) on Disposal of Capital Assets | | | | 0 | 0 |
| Items Not Involving Cash | | | | | |
| Amortization of Capital Assets | | | 922,647 | 922,647 | 872,599 |
| Amortization of Deferred Capital Contributions | | | (744,096) | (744,096) | (730,181) |
| Write-off/down of Buildings and Sites | | | | 0 | 0 |
| Comprehensive Income (Loss) | | | | 0 | 0 |
| Interfund Transfers | (1,581,791) | (555,931) | 2,137,722 | 0 | 0 |
| | (132,115) | 87,259 | 902,337 | 857,481 | 1,355,538 |
| FINANCING | | | | | |
| Bank Loan Received | | | | 0 | 0 |
| Bank Loan Paid | | | | 0 | 0 |
| Endowment Contributions | | | | 0 | 0 |
| Increase (Decrease) Deferred Contributions - Capital | | | 3,022 | 3,022 | 0 |
| Proceeds from Disposal of Capital Assets | | | | 0 | 0 |
| MEd Restricted Portion of Proceeds on Disposal | | | | 0 | 0 |
| | 0 | 0 | 3,022 | 3,022 | 0 |
| INVESTING | | | | | |
| Capital Assets Purchased - Operating | | | (306,791) | (306,791) | (308,141) |
| Capital Assets Purchased - Special Purpose | | | (555,931) | (555,931) | (371,188) |
| Capital Assets Purchased - Local Capital | | | (39,615) | (39,615) | (69,530) |
| Decrease (Increase) in Investments | | | | 0 | 0 |
| Decrease (Increase) in Equity Investments | | | | 0 | 0 |
| | 0 | 0 | (902,337) | (902,337) | (748,859) |
| NET INCREASE (DECREASE) IN CASH | (132,115) | 87,259 | 3,022 | (41,834) | 606,679 |

SCHOOL DISTRICT NO. 54 (Bulkley Valley)
 STATEMENT OF CASH FLOWS
 YEAR ENDED JUNE 30, 2008

Statement 4.2

| | OPERATING FUND | SPECIAL PURPOSE FUNDS | CAPITAL FUND | TOTAL 2008 | TOTAL 2007 |
|---|-------------------|-----------------------------|-----------------|---------------|---------------|
| NET INCREASE (DECREASE) IN CASH | (132,115) | 87,259 | 3,022 | (41,834) | 606,679 |
| Net Cash, Beginning of Year | 6,180,541 | 2,001,827 | 77,186 | 8,259,554 | 7,652,875 |
| Changes in Accounting Policies/ Prior Period Adjustments | | | | | |
| Net Cash, Beginning of Year, as Restated | 6,180,541 | 2,001,827 | 77,186 | 8,259,554 | 7,652,875 |
| NET CASH, END OF YEAR | 6,048,426 | 2,089,086 | 80,208 | 8,217,720 | 8,259,554 |
| Cash | 6,048,426 | 2,089,086 | 80,208 | 8,217,720 | 8,259,554 |
| Cash Equivalents | | | | 0 | 0 |
| Short Term Investments | | | | 0 | 0 |
| Bank Overdraft | | | | 0 | 0 |
| NET CASH, END OF YEAR | 6,048,426 | 2,089,086 | 80,208 | 8,217,720 | 8,259,554 |

SCHOOL DISTRICT NO. 54 (Bulkley Valley)
OPERATING FUND
SURPLUS (DEFICIT)
YEAR ENDED JUNE 30, 2008

Schedule A1

| | 2008 | 2008 AMENDED ANNUAL BUDGET | 2007 |
|---|-------------|-------------------------------------|------------|
| | ACTUAL | | ACTUAL |
| REVENUE | | | |
| Provincial Grants - Ministry of Education | 21,868,184 | 21,569,415 | 21,104,564 |
| Provincial Grants - Other | 0 | 0 | 274,487 |
| Federal Grants | 0 | 0 | 0 |
| Other Revenue | 1,187,373 | 1,217,034 | 1,208,446 |
| Rentals and Leases | 1,400 | 30,000 | 38,524 |
| Investment Income | 310,879 | 200,000 | 306,661 |
| | 23,367,836 | 23,016,449 | 22,932,682 |
| EXPENSE | | | |
| Salaries | | | |
| Teachers | 9,214,138 | 9,458,319 | 8,965,480 |
| Principals and Vice Principals | 1,581,292 | 1,505,636 | 1,741,109 |
| Educational Assistants | 1,548,948 | 1,672,327 | 1,442,771 |
| Support Staff | 2,368,382 | 2,399,296 | 2,206,625 |
| Other Professionals | 948,961 | 946,770 | 889,584 |
| Substitutes | 525,399 | 433,500 | 536,011 |
| | 16,187,120 | 16,415,848 | 15,781,580 |
| Employee Benefits | 3,714,712 | 3,844,129 | 3,618,098 |
| Services and Supplies | 2,733,870 | 2,885,219 | 3,076,949 |
| | 22,635,702 | 23,145,196 | 22,476,627 |
| NET REVENUE (EXPENSE), FOR THE YEAR | 732,134 | (128,747) | 456,055 |
| INTERFUND TRANSFERS | | | |
| Capital Assets Purchased | (306,791) | 0 | (308,141) |
| Local Capital | (1,275,000) | (75,000) | (74,364) |
| Other | 0 | 0 | 0 |
| OTHER ADJUSTMENTS TO OPERATING FUND BALANCE | | | |
| Reduce Unfunded Employee Future Benefits and Vacation Pay | 0 | 0 | 0 |
| Comprehensive Income (Loss) | 0 | 0 | 0 |
| BUDGETED ALLOCATION (RETIREMENT) OF SURPLUS (DEFICIT) | | | |
| | | 203,747 | |
| SURPLUS (DEFICIT), FOR THE YEAR | (849,657) | 0 | 73,550 |
| SURPLUS (DEFICIT), BEGINNING OF YEAR | 2,529,440 | | 2,455,890 |
| Changes in Accounting Policies/ Prior Period Adjustments | | | |
| SURPLUS (DEFICIT), BEGINNING OF YEAR, AS RESTATED | 2,529,440 | | 2,455,890 |
| SURPLUS (DEFICIT), END OF YEAR (Section 156 (12) of School Act) | 1,679,783 | | 2,529,440 |
| SURPLUS (DEFICIT), END OF YEAR | | | |
| Internally Restricted | 283,782 | | |
| Unrestricted | 1,396,001 | | |
| | 1,679,783 | | |

SCHOOL DISTRICT NO. 54 (Bulkley Valley)
OPERATING FUND
COMPARATIVE SCHEDULE OF REVENUE BY SOURCE
YEAR ENDED JUNE 30, 2008

Schedule A2

| | 2008 ACTUAL | 2008 AMENDED ANNUAL BUDGET | 2007 ACTUAL |
|--|--------------------------|-------------------------------------|--------------------------|
| PROVINCIAL GRANTS - MINISTRY OF EDUCATION | | | |
| Operating Grant, Ministry of Education | 21,121,726 | 22,189,504 | 20,522,993 |
| INAC Recovery | 0 | 0 | 0 |
| Other Ministry of Education Grants | | | |
| GAAP Implementation Funding | | | 165,112 |
| Pay Equity | 225,459 | 225,459 | 225,459 |
| LEA -Direct Funding from First Nations | 0 | (1,217,034) | 0 |
| French Language Grant | 80,976 | 80,096 | 0 |
| Community Link Grant | 198,331 | 198,331 | 191,000 |
| Labour Market Adjustment | 157,767 | 57,059 | 0 |
| Ready Set Learn Literacy Plan | 68,005 | 30,000 | 0 |
| PE K-& IRP FSA Scorer Training | 5,500 | 6,000 | 0 |
| Specialized Equipment | 5,330 | 0 | 0 |
| District Early Learning | 2,000 | 0 | 0 |
| Child & Youth | 1,664 | 0 | 0 |
| Other | 1,426 | 0 | 0 |
| | <u>21,868,184</u> | <u>21,569,415</u> | <u>21,104,564</u> |
| PROVINCIAL GRANTS - OTHER | <u>0</u> | <u>0</u> | <u>274,487</u> |
| FEDERAL GRANTS | <u>0</u> | <u>0</u> | <u>0</u> |
| OTHER REVENUE | | | |
| School Referendum Taxes | 0 | 0 | 0 |
| Other School District/Education Authorities | 0 | 0 | 0 |
| Summer School Fees | 0 | 0 | 0 |
| Continuing Education | 0 | 0 | 0 |
| Offshore Tuition Fees | 4,000 | 0 | 0 |
| LEA/Direct Funding from First Nations | 1,146,360 | 1,217,034 | 1,208,446 |
| Miscellaneous | | | |
| Miscellaneous | 16,803 | 0 | 0 |
| BCPSEA Trades Adjust | 20,210 | 0 | 0 |
| | <u>1,187,373</u> | <u>1,217,034</u> | <u>1,208,446</u> |
| RENTALS AND LEASES | <u>1,400</u> | <u>30,000</u> | <u>38,524</u> |
| INVESTMENT INCOME | <u>310,879</u> | <u>200,000</u> | <u>306,661</u> |
| TOTAL OPERATING REVENUE | <u><u>23,367,836</u></u> | <u><u>23,016,449</u></u> | <u><u>22,932,682</u></u> |

SCHOOL DISTRICT NO. 54 (Bulkley Valley)
OPERATING FUND
COMPARATIVE SCHEDULE OF EXPENSE BY OBJECT
YEAR ENDED JUNE 30, 2008

Schedule A3

| | 2008 | 2008 AMENDED ANNUAL BUDGET | 2007 |
|-------------------------------------|-------------------|-------------------------------------|-------------------|
| | ACTUAL | | ACTUAL |
| SALARIES | | | |
| Teachers | 9,214,138 | 9,458,319 | 8,965,480 |
| Principals and Vice Principals | 1,581,292 | 1,505,636 | 1,741,109 |
| Educational Assistants | 1,548,948 | 1,672,327 | 1,442,771 |
| Support Staff | 2,368,382 | 2,399,296 | 2,206,625 |
| Other Professionals | 948,961 | 946,770 | 889,584 |
| Substitutes | 525,399 | 433,500 | 536,011 |
| | <u>16,187,120</u> | <u>16,415,848</u> | <u>15,781,580</u> |
| EMPLOYEE BENEFITS | | | |
| | 3,714,712 | 3,844,129 | 3,618,098 |
| Total Salaries and Benefits | <u>19,901,832</u> | <u>20,259,977</u> | <u>19,399,678</u> |
| SERVICES AND SUPPLIES | | | |
| Services | 232,922 | 478,250 | 324,847 |
| Student Transportation | 25,245 | 31,000 | 27,912 |
| Professional Development and Travel | 130,964 | 147,600 | 161,311 |
| Rentals and Leases | 0 | 0 | 0 |
| Dues and Fees | 30,023 | 35,900 | 24,785 |
| Insurance | 81,349 | 98,500 | 80,793 |
| Interest | 0 | 0 | 0 |
| Supplies | 1,667,129 | 1,471,969 | 1,916,534 |
| Bad Debts | 0 | 0 | 0 |
| Utilities | 566,238 | 622,000 | 540,767 |
| Total Services and Supplies | <u>2,733,870</u> | <u>2,885,219</u> | <u>3,076,949</u> |
| TOTAL OPERATING EXPENSE | <u>22,635,702</u> | <u>23,145,196</u> | <u>22,476,627</u> |

SCHOOL DISTRICT NO. 54 (Bulkeley Valley)
 OPERATING FUND
 EXPENSE BY FUNCTION AND PROGRAM
 YEAR ENDED JUNE 30, 2008

Schedule A4.1

| | TEACHERS SALARIES | PRINCIPALS AND VICE PRINCIPALS SALARIES | EDUCATIONAL ASSISTANTS SALARIES | SUPPORT STAFF SALARIES | OTHER PROFESSIONALS SALARIES | SUBSTITUTES SALARIES | TOTAL SALARIES |
|--|-------------------|---|---------------------------------|------------------------|------------------------------|----------------------|-------------------|
| 1 INSTRUCTION | | | | | | | |
| 1.02 Regular Instruction | 7,152,540 | 593,819 | 178,606 | 201,345 | 65,901 | 291,501 | 8,483,712 |
| 1.03 Career Programs | 45,073 | | | 20,957 | | 11,542 | 77,572 |
| 1.07 Library Services | 430,222 | 24,250 | 76,659 | 31 | | 13,732 | 544,894 |
| 1.08 Counselling | 251,144 | 9,553 | | | | 12 | 260,709 |
| 1.10 Special Education | 1,291,224 | 194,239 | 1,044,327 | 4,962 | 98,941 | 88,645 | 2,722,338 |
| 1.30 English as a Second Language | | | | | | | 0 |
| 1.31 Aboriginal Education | 43,935 | 73,541 | 244,477 | 16,945 | | 9,676 | 388,574 |
| 1.41 School Administration | | 685,890 | | 266,752 | | 15,398 | 968,040 |
| 1.60 Summer School | | | | | | | 0 |
| 1.61 Continuing Education | | | | | | | 0 |
| 1.62 Off Shore Students | | | | | | | 0 |
| 1.64 Other | | | | | | | 0 |
| 1.65 Conseil Scolaire Francophone | | | | | | | 0 |
| Total Function 1 | 9,214,138 | 1,581,292 | 1,544,069 | 510,992 | 164,842 | 430,506 | 13,445,839 |
| 4 DISTRICT ADMINISTRATION | | | | | | | |
| 4.11 Educational Administration | | | | | 287,193 | | 287,193 |
| 4.40 School District Governance | | | | | 65,808 | | 65,808 |
| 4.41 Business Administration | | | | 35,668 | 252,512 | | 288,180 |
| 4.65 Conseil Scolaire Francophone | | | | | | | 0 |
| Total Function 4 | 0 | 0 | 0 | 35,668 | 605,513 | 0 | 641,181 |
| 5 OPERATIONS AND MAINTENANCE | | | | | | | |
| 5.41 Operations and Maintenance Administration | | | | 8,794 | 100,314 | 1,507 | 110,615 |
| 5.50 Maintenance Operations | | | | 1,222,590 | | 51,242 | 1,273,832 |
| 5.52 Maintenance of Grounds | | | | 52,168 | | | 52,168 |
| 5.56 Utilities | | | | | | | 0 |
| 5.65 Conseil Scolaire Francophone | | | | | | | 0 |
| Total Function 5 | 0 | 0 | 0 | 1,283,562 | 100,314 | 52,749 | 1,436,615 |
| 7 TRANSPORTATION AND HOUSING | | | | | | | |
| 7.41 Transportation and Housing Administration | | | | 8,737 | 78,292 | 1,507 | 88,536 |
| 7.65 Conseil Scolaire Francophone | | | | | | | 0 |
| 7.70 Student Transportation | | | 4,879 | 529,433 | | 40,637 | 574,949 |
| 7.73 Housing | | | | | | | 0 |
| Total Function 7 | 0 | 0 | 4,879 | 538,170 | 78,292 | 42,144 | 663,485 |
| 9 DEBT SERVICES (OPERATING) | | | | | | | |
| 9.92 Interest on Bank Loans | | | | | | | 0 |
| 9.94 Interest on Temporary Borrowing | | | | | | | 0 |
| Total Function 9 | 0 | 0 | 0 | 0 | 0 | 0 | 0 |
| TOTAL FUNCTIONS 1 - 9 | 9,214,138 | 1,581,292 | 1,546,948 | 2,368,362 | 948,961 | 525,399 | 16,187,120 |

SCHOOL DISTRICT NO. 54 (Bulkley Valley)
 OPERATING FUND
 EXPENSE BY FUNCTION AND PROGRAM
 YEAR ENDED JUNE 30, 2008

| | TOTAL SALARIES | EMPLOYEE BENEFITS | TOTAL SALARIES AND BENEFITS | SERVICES AND SUPPLIES | 2008 ACTUAL | 2008 AMENDED ANNUAL BUDGET | 2007 ACTUAL |
|--|-------------------|-------------------|-----------------------------|-----------------------|-------------------|----------------------------|-------------------|
| 1 INSTRUCTION | | | | | | | |
| 1.02 Regular Instruction | 8,483,712 | 1,977,481 | 10,461,193 | 723,914 | 11,185,107 | 11,532,095 | 11,569,746 |
| 1.03 Career Programs | 71,572 | 16,394 | 87,966 | 12,545 | 100,511 | 164,708 | 104,077 |
| 1.07 Library Services | 544,894 | 124,486 | 669,380 | 43,885 | 712,965 | 709,612 | 670,197 |
| 1.08 Counselling | 260,709 | 62,355 | 323,064 | 274 | 323,338 | 322,907 | 366,345 |
| 1.10 Special Education | 2,722,338 | 652,088 | 3,374,336 | 70,782 | 3,445,178 | 3,578,774 | 3,204,776 |
| 1.30 English as a Second Language | 0 | 0 | 0 | 0 | 0 | 0 | 0 |
| 1.31 Aboriginal Education | 388,574 | 85,159 | 473,733 | 54,188 | 527,921 | 581,422 | 574,601 |
| 1.41 School Administration | 968,040 | 207,392 | 1,175,432 | 59,819 | 1,235,251 | 1,174,007 | 1,123,273 |
| 1.60 Summer School | 0 | 0 | 0 | 0 | 0 | 0 | 0 |
| 1.61 Continuing Education | 0 | 0 | 0 | 0 | 0 | 0 | 0 |
| 1.62 Off Shore Students | 0 | 0 | 0 | 0 | 0 | 0 | 0 |
| 1.64 Other | 0 | 0 | 0 | 2,754 | 2,754 | 4,000 | 3,110 |
| 1.65 Conseil Scolaire Francophone | 0 | 0 | 0 | 0 | 0 | 0 | 0 |
| Total Function 1 | 13,445,839 | 3,125,325 | 16,571,164 | 967,861 | 17,539,025 | 18,067,525 | 17,616,125 |
| 4 DISTRICT ADMINISTRATION | | | | | | | |
| 4.11 Educational Administration | 287,193 | 56,314 | 343,507 | 55,990 | 399,497 | 390,567 | 369,617 |
| 4.40 School District Governance | 65,808 | 1,202 | 67,010 | 53,903 | 120,913 | 116,500 | 122,643 |
| 4.41 Business Administration | 288,180 | 54,588 | 342,768 | 81,613 | 424,381 | 458,486 | 466,646 |
| 4.65 Conseil Scolaire Francophone | 0 | 0 | 0 | 0 | 0 | 0 | 0 |
| Total Function 4 | 641,181 | 112,104 | 753,285 | 191,506 | 944,791 | 965,553 | 948,906 |
| 5 OPERATIONS AND MAINTENANCE | | | | | | | |
| 5.41 Operations and Maintenance Administration | 110,615 | 19,450 | 130,065 | 61,278 | 191,343 | 193,242 | 223,006 |
| 5.50 Maintenance Operations | 1,273,882 | 272,899 | 1,546,781 | 538,294 | 2,085,025 | 1,928,355 | 1,869,185 |
| 5.52 Maintenance of Grounds | 52,168 | 13,502 | 65,670 | 111,176 | 176,846 | 142,431 | 196,461 |
| 5.56 Utilities | 0 | 0 | 0 | 566,703 | 566,703 | 622,000 | 530,843 |
| 5.65 Conseil Scolaire Francophone | 0 | 0 | 0 | 0 | 0 | 0 | 0 |
| Total Function 5 | 1,436,615 | 305,851 | 1,742,466 | 1,287,451 | 3,009,917 | 2,865,028 | 2,819,495 |
| 7 TRANSPORTATION AND HOUSING | | | | | | | |
| 7.41 Transportation and Housing Administration | 88,536 | 16,867 | 105,203 | 2,881 | 108,084 | 113,881 | 104,466 |
| 7.65 Conseil Scolaire Francophone | 0 | 0 | 0 | 0 | 0 | 0 | 0 |
| 7.70 Student Transportation | 574,949 | 154,765 | 729,714 | 304,161 | 1,033,875 | 1,112,259 | 987,515 |
| 7.73 Housing | 0 | 0 | 0 | 0 | 0 | 0 | 0 |
| Total Function 7 | 663,485 | 171,432 | 834,917 | 307,062 | 1,141,969 | 1,226,090 | 1,092,101 |
| 9 DEBT SERVICES (OPERATING) | | | | | | | |
| 9.92 Interest on Bank Loans | 0 | 0 | 0 | 0 | 0 | 0 | 0 |
| 9.94 Interest on Temporary Borrowing | 0 | 0 | 0 | 0 | 0 | 0 | 0 |
| Total Function 9 | 0 | 0 | 0 | 0 | 0 | 0 | 0 |
| TOTAL FUNCTIONS 1 - 9 | 16,187,120 | 3,714,712 | 19,901,832 | 2,733,870 | 22,635,702 | 23,145,196 | 22,476,627 |

SCHOOL DISTRICT NO. 54 (Bulkley Valley)
OPERATING FUND
CHANGES IN DEFERRED CONTRIBUTIONS
YEAR ENDED JUNE 30, 2008

Schedule A5

| | |
|---|---|
| BALANCE, BEGINNING OF YEAR | 0 |
| | |
| Changes in Accounting Policies/ Prior Period Adjustments | |
| | |
| BALANCE, BEGINNING OF YEAR, AS RESTATED | 0 |
| | |
| Changes for the Year | |
| Increase: | |
| Provincial Grants - Ministry of Education | 0 |
| Provincial Grants - Other | 0 |
| Other Revenue | 0 |
| | 0 |
| | 0 |
| Decrease: | |
| Allocated to Revenue | |
| Provincial Grants - Ministry of Education | 0 |
| Provincial Grants - Other | 0 |
| Federal Grants | 0 |
| Other Revenue | 0 |
| Investment Income | 0 |
| | 0 |
| | 0 |
| Net Changes for the Year | 0 |
| | 0 |
| BALANCE, END OF YEAR | 0 |

SCHOOL DISTRICT NO. 54 (Bulkley Valley)
 SPECIAL PURPOSE FUNDS
 SUMMARY OF CHANGES
 YEAR ENDED JUNE 30, 2008

| | MINISTRY OF EDUCATION DESIGNATED | OTHER | SCHOOL GENERATED FUNDS | RELATED ENTITIES | TOTAL |
|---|----------------------------------|--------|------------------------|------------------|-----------|
| DEFERRED CONTRIBUTIONS | | | | | |
| DEFERRED CONTRIBUTIONS, BEGINNING OF YEAR | 1,545,807 | 49,882 | 406,338 | 0 | 2,001,827 |
| Add: Contributions Received | | | | | |
| Provincial Grants - Ministry of Education | 664,486 | | | | 664,486 |
| Provincial Grants - Other | 0 | | | | 0 |
| Federal Grants | 8,913 | | 1,101,177 | | 1,110,090 |
| Other | 5,866 | 1,651 | | | 7,337 |
| Investment Income | 870,172 | 10,564 | 1,101,177 | 0 | 1,781,913 |
| Less: Allocated to Revenue Recovered | 555,931 | 5,010 | 1,133,713 | | 1,694,654 |
| DEFERRED CONTRIBUTIONS, END OF YEAR | 1,660,048 | 55,236 | 373,802 | 0 | 2,089,086 |
| REVENUE AND EXPENSE | | | | | |
| REVENUE | | | | | |
| Provincial Grants - Ministry of Education | 555,931 | | | | 555,931 |
| Provincial Grants - Other | 0 | | | | 0 |
| Federal Grants | | | | | 0 |
| Other Revenue | | 5,010 | 1,133,713 | | 1,138,723 |
| Rentals and Leases | | | | | 0 |
| Investment Income | | | | | 0 |
| Gain (Loss) on Equity Investment | | | | | 0 |
| EXPENSE | 555,931 | 5,010 | 1,133,713 | 0 | 1,694,654 |
| Salaries | | | | | |
| Teachers | | | | | 0 |
| Principals and Vice Principals | | | | | 0 |
| Educational Assistants | | | | | 0 |
| Support Staff | | | | | 0 |
| Other Professionals | | | | | 0 |
| Substitutes | | | | | 0 |
| Employee Benefits | | | | | 0 |
| Services and Supplies | | 5,010 | 1,133,713 | | 1,138,723 |
| NET REVENUE (EXPENSE) BEFORE INTERFUND TRANSFERS | 0 | 5,010 | 1,133,713 | 0 | 1,138,723 |
| INTERFUND TRANSFERS | 555,931 | 0 | 0 | 0 | 555,931 |
| Capital Assets Purchased | (555,931) | | | | (555,931) |
| Other | 0 | 0 | 0 | 0 | 0 |
| NET REVENUE (EXPENSE) | 0 | 5,010 | 1,133,713 | 0 | 1,138,723 |

SPECIAL PURPOSE FUNDS
 CHANGES IN MINISTRY OF EDUCATION DESIGNATED SPECIAL PURPOSE FUNDS
 YEAR ENDED JUNE 30, 2008

| | 207 Annual Facility Grant | TOTAL |
|---|------------------------------------|------------------|
| DEFERRED CONTRIBUTIONS | | |
| DEFERRED CONTRIBUTIONS, BEGINNING OF YEAR | 1,545,807 | 1,545,807 |
| Add: Contributions Received | | |
| Provincial Grants - Ministry of Education | 664,486 | 664,486 |
| Provincial Grants - Other | 0 | 0 |
| Federal Grants | 0 | 0 |
| Other | 0 | 0 |
| Investment Income | 5,686 | 5,686 |
| | <u>670,172</u> | <u>670,172</u> |
| Less: Allocated to Revenue | 555,931 | 555,931 |
| Recovered | 0 | 0 |
| DEFERRED CONTRIBUTIONS, END OF YEAR | <u>1,660,043</u> | <u>1,660,043</u> |
| REVENUE AND EXPENSE | | |
| REVENUE | | |
| Provincial Grants - Ministry of Education | 555,931 | 555,931 |
| Provincial Grants - Other | 0 | 0 |
| Federal Grants | 0 | 0 |
| Other Revenue | 0 | 0 |
| Investment Income | 0 | 0 |
| | <u>555,931</u> | <u>555,931</u> |
| EXPENSE | | |
| Salaries | | |
| Teachers | 0 | 0 |
| Principals and Vice Principals | 0 | 0 |
| Educational Assistants | 0 | 0 |
| Support Staff | 0 | 0 |
| Other Professionals | 0 | 0 |
| Substitutes | 0 | 0 |
| Employee Benefits | 0 | 0 |
| Services and Supplies | 0 | 0 |
| | <u>0</u> | <u>0</u> |
| NET REVENUE (EXPENSE) BEFORE INTERFUND TRANSFERS | <u>555,931</u> | <u>555,931</u> |
| INTERFUND TRANSFERS | | |
| Capital Assets Purchased | (555,931) | (555,931) |
| Other | 0 | 0 |
| | <u>(555,931)</u> | <u>(555,931)</u> |
| NET REVENUE (EXPENSE) | <u>0</u> | <u>0</u> |

SCHOOL DISTRICT NO. 54 (Bulkley Valley)
SPECIAL PURPOSE FUNDS
CHANGES IN OTHER SPECIAL PURPOSE FUNDS
YEAR ENDED JUNE 30, 2008

Schedule B3

| | 401 | 402 | 403 | 405 | 406 | 407 | 409 | 408 |
|---|------------------------|-------------------|--------------------------|-----------------|----------------------------|-------------------------------|----------------------|------------------|
| | CLOTWORTHY SCHOLARSHIP | BILLINGS MEMORIAL | SONJA DAHLIE SCHOLARSHIP | CNR SCHOLARSHIP | FOREST RENEWAL SCHOLARSHIP | HOUSTON SECONDARY SCHOLARSHIP | DOCTORS' SCHOLARSHIP | BVLC SCHOLARSHIP |
| DEFERRED CONTRIBUTIONS | | | | | | | | |
| DEFERRED CONTRIBUTIONS, BEGINNING OF YEAR | 25,000 | 1,600 | 452 | 18,818 | 750 | 3,062 | 0 | 0 |
| Add: Contributions Received | | | | | | | | |
| Provincial Grants - Ministry of Education | | | | | | | | |
| Provincial Grants - Other | | | | | | | | |
| Federal Grants | 914 | | 737 | | | 1,165 | 1,200 | 210 |
| Other | 914 | 0 | 737 | | 0 | 1,165 | 1,200 | 210 |
| Investment Income | | | | | | | | |
| Less: Allocated to Revenue | 750 | | | 1,000 | | 1,550 | 1,500 | 210 |
| Recovered | | | | | | | | |
| DEFERRED CONTRIBUTIONS, END OF YEAR | 25,164 | 1,600 | 452 | 18,555 | 750 | 2,677 | (300) | 0 |
| REVENUE AND EXPENSE | | | | | | | | |
| REVENUE | | | | | | | | |
| Provincial Grants - Ministry of Education | | | | | | | | |
| Provincial Grants - Other | | | | | | | | |
| Federal Grants | 750 | | | 1,000 | | 1,550 | 1,500 | 210 |
| Other Revenue | | | | | | | | |
| Investment Income | 750 | 0 | 0 | 1,000 | 0 | 1,550 | 1,500 | 210 |
| EXPENSE | | | | | | | | |
| Salaries | | | | | | | | |
| Teachers | | | | | | | | |
| Principals and Vice Principals | | | | | | | | |
| Educational Assistants | | | | | | | | |
| Support Staff | | | | | | | | |
| Other Professionals | | | | | | | | |
| Substitutes | 0 | 0 | 0 | 0 | 0 | 0 | 0 | 0 |
| Employee Benefits | | | | | | | | |
| Services and Supplies | 750 | | | 1,000 | | 1,550 | 1,500 | 210 |
| NET REVENUE (EXPENSE) BEFORE INTERFUND TRANSFERS | 0 | 0 | 0 | 0 | 0 | 0 | 0 | 0 |
| INTERFUND TRANSFERS | | | | | | | | |
| Capital Assets Purchased | | | | | | | | |
| Other | 0 | 0 | 0 | 0 | 0 | 0 | 0 | 0 |
| NET REVENUE (EXPENSE) | 0 | 0 | 0 | 0 | 0 | 0 | 0 | 0 |

SCHOOL DISTRICT NO. 54 (Bulkley Valley)
SPECIAL PURPOSE FUNDS
CHANGES IN OTHER SPECIAL PURPOSE FUNDS
YEAR ENDED JUNE 30, 2008

Schedule B3

| | 410 CROMER MEMORIAL | 411 VAN AREM MEMORIAL | 412 PRICE MEMORIAL | TOTAL |
|---|---------------------------|--------------------------------|--------------------------|--------|
| DEFERRED CONTRIBUTIONS | | | | |
| DEFERRED CONTRIBUTIONS, BEGINNING OF YEAR | 0 | 0 | 0 | 49,682 |
| Add: Contributions Received | | | | |
| Provincial Grants - Ministry of Education | | | | 0 |
| Provincial Grants - Other | | | | 0 |
| Federal Grants | 1,450 | 2,888 | 2,000 | 8,913 |
| Other | | | | 1,651 |
| Investment Income | 1,450 | 2,888 | 2,000 | 10,584 |
| Less: Allocated to Revenue | | | | 5,010 |
| Recovered | | | | 0 |
| DEFERRED CONTRIBUTIONS, END OF YEAR | 1,450 | 2,888 | 2,000 | 55,236 |
| REVENUE AND EXPENSE | | | | |
| REVENUE | | | | |
| Provincial Grants - Ministry of Education | | | | 0 |
| Provincial Grants - Other | | | | 0 |
| Federal Grants | | | | 5,010 |
| Other Revenue | | | | 0 |
| Investment Income | 0 | 0 | 0 | 5,010 |
| EXPENSE | | | | |
| Salaries | | | | 0 |
| Teachers | | | | 0 |
| Principals and Vice Principals | | | | 0 |
| Educational Assistants | | | | 0 |
| Support Staff | | | | 0 |
| Other Professionals | | | | 0 |
| Substitutes | | | | 0 |
| Employee Benefits | | | | 0 |
| Services and Supplies | | | | 5,010 |
| NET REVENUE (EXPENSE) BEFORE INTERFUND TRANSFERS | 0 | 0 | 0 | 0 |
| INTERFUND TRANSFERS | | | | |
| Capital Assets Purchased | | | | 0 |
| Other | 0 | 0 | 0 | 0 |
| NET REVENUE (EXPENSE) | 0 | 0 | 0 | 0 |

SCHOOL DISTRICT NO. 54 (Bulkley Valley)
 CAPITAL FUND
 CAPITAL ASSETS
 YEAR ENDED JUNE 30, 2008

Schedule C-1

| | SITES | BUILDINGS | FURNITURE AND EQUIPMENT | VEHICLES | COMPUTER SOFTWARE | COMPUTER HARDWARE | TOTAL |
|---|-----------|------------|-------------------------|-----------|-------------------|-------------------|------------|
| COST, BEGINNING OF YEAR | 1,573,632 | 30,539,621 | 999,651 | 2,041,966 | 0 | 69,963 | 35,224,853 |
| Changes in Accounting Policy/ Prior Period Adjustments | | | | | | | |
| COST, BEGINNING OF YEAR, AS RESTATED | 1,573,632 | 30,539,621 | 999,651 | 2,041,966 | 0 | 69,963 | 35,224,853 |
| Changes for the Year | | | | | | | |
| Increase: | | | | | | | |
| Purchases from: | | | | | | | |
| Deferred Contributions - Bylaw | | | | 327,000 | | | 327,000 |
| Deferred Contributions - Other | | | | | | | 0 |
| Operating Fund | | 108,597 | 83,580 | 114,614 | | | 306,791 |
| Special Purpose Funds | | 555,931 | | | | | 555,931 |
| Local Capital | | | 32,663 | 5,826 | | 1,136 | 39,615 |
| Transferred from Work in Progress | | | | | | | 0 |
| | 0 | 684,528 | 116,233 | 447,440 | 0 | 1,136 | 1,229,337 |
| Decrease: | | | | | | | |
| Disposed of | | | | | | | 0 |
| Deemed Disposals | | | 63,801 | 92,812 | | 11,162 | 167,775 |
| Written-off/Down During Year | | | | | | | 0 |
| | 0 | 0 | 63,801 | 92,812 | 0 | 11,162 | 167,775 |
| COST, END OF YEAR | 1,573,632 | 31,204,149 | 1,052,083 | 2,396,614 | 0 | 59,937 | 36,286,415 |
| WORK IN PROGRESS, END OF YEAR | | | | | | | |
| COST AND WORK IN PROGRESS, END OF YEAR | 1,573,632 | 31,204,149 | 1,052,083 | 2,396,614 | 0 | 59,937 | 36,286,415 |
| ACCUMULATED AMORTIZATION, BEGINNING OF YEAR | | | | | | | |
| Changes in Accounting Policies/ Prior Period Adjustments | | | | | | | |
| BALANCE, BEGINNING OF YEAR, AS RESTATED | 0 | 15,585,184 | 473,718 | 601,011 | 0 | 24,471 | 16,684,384 |
| Changes for the Year | | | | | | | |
| Increase: Amortization for the Year | | 604,490 | 99,965 | 204,169 | | 13,993 | 922,647 |
| Decrease: | | | | | | | |
| Disposed of | | | | | | | 0 |
| Deemed Disposals | | | 63,801 | 92,812 | | 11,162 | 167,775 |
| Written-off During Year | | | | | | | 0 |
| | 0 | 0 | 63,801 | 92,812 | 0 | 11,162 | 167,775 |
| ACCUMULATED AMORTIZATION, END OF YEAR | 0 | 16,189,674 | 509,882 | 712,398 | 0 | 27,302 | 17,439,256 |
| CAPITAL ASSETS - NET | 1,573,632 | 15,014,475 | 542,201 | 1,684,216 | 0 | 32,635 | 18,847,159 |

SCHOOL DISTRICT NO. 54 (Bulkley Valley)
 CAPITAL FUND
 CAPITAL ASSETS - WORK IN PROGRESS
 YEAR ENDED JUNE 30, 2008

| | BUILDINGS | FURNITURE AND EQUIPMENT | COMPUTER SOFTWARE | COMPUTER HARDWARE | TOTAL |
|---|-----------|-------------------------------|----------------------|----------------------|-------|
| WORK IN PROGRESS, BEGINNING OF YEAR | 0 | 0 | 0 | 0 | 0 |
| Changes in Accounting Policy/ Prior Period Adjustments | | | | | |
| WORK IN PROGRESS, BEGINNING OF YEAR, AS RESTATED | 0 | 0 | 0 | 0 | 0 |
| Changes for the Year | | | | | |
| Increase: | | | | | |
| Deferred Contributions - Bylaw | | | | | 0 |
| Deferred Contributions - Other | | | | | 0 |
| Operating Fund | | | | | 0 |
| Special Purpose Funds | | | | | 0 |
| Local Capital | 0 | 0 | 0 | 0 | 0 |
| Decrease: | | | | | |
| Transferred to Capital Assets | 0 | 0 | 0 | 0 | 0 |
| Net Changes for the Year | 0 | 0 | 0 | 0 | 0 |
| WORK IN PROGRESS, END OF YEAR | 0 | 0 | 0 | 0 | 0 |

SCHOOL DISTRICT NO. 54 (Bulkley Valley)
CAPITAL FUND
DEFERRED CAPITAL CONTRIBUTIONS
YEAR ENDED JUNE 30, 2008

Schedule C3

| | BYLAW CAPITAL (NET) | OTHER PROVINCIAL (NET) | OTHER CAPITAL (NET) | TOTAL CAPITAL |
|---|---------------------------|------------------------------|---------------------------|-------------------|
| DEFERRED CAPITAL CONTRIBUTIONS, BEGINNING OF YEAR | 13,147,097 | 0 | 0 | 13,147,097 |
| Changes in Accounting Policies/ Prior Period Adjustments | | | | |
| DEFERRED CAPITAL CONTRIBUTIONS, BEGINNING OF YEAR, AS RESTATED | <u>13,147,097</u> | <u>0</u> | <u>0</u> | <u>13,147,097</u> |
| Changes for the Year | | | | |
| Increase: | | | | |
| Transferred from Deferred Contributions - Capital Additions | 327,000 | | | 327,000 |
| Transferred from Work in Progress | | | | 0 |
| | <u>327,000</u> | <u>0</u> | <u>0</u> | <u>327,000</u> |
| Decrease: | | | | |
| Amortization of Deferred Capital Contributions | 744,096 | | | 744,096 |
| Revenue Recognized on Disposal of Buildings | | | | 0 |
| Revenue Recognized on Write-off/down of Buildings | | | | 0 |
| | <u>744,096</u> | <u>0</u> | <u>0</u> | <u>744,096</u> |
| Net Changes for the Year | <u>(417,096)</u> | <u>0</u> | <u>0</u> | <u>(417,096)</u> |
| DEFERRED CAPITAL CONTRIBUTIONS, END OF YEAR | <u>12,730,001</u> | <u>0</u> | <u>0</u> | <u>12,730,001</u> |
| WORK IN PROGRESS, BEGINNING OF YEAR | 0 | 0 | 0 | 0 |
| Changes in Accounting Policies/ Prior Period Adjustments | | | | |
| WORK IN PROGRESS, BEGINNING OF YEAR, AS RESTATED | <u>0</u> | <u>0</u> | <u>0</u> | <u>0</u> |
| Changes for the Year | | | | |
| Increase: | | | | |
| Transferred from Deferred Contributions - Work in Progress | | | | 0 |
| | <u>0</u> | <u>0</u> | <u>0</u> | <u>0</u> |
| Decrease: | | | | |
| Transferred to Deferred Capital Contributions | | | | 0 |
| | <u>0</u> | <u>0</u> | <u>0</u> | <u>0</u> |
| Net Changes for the Year | <u>0</u> | <u>0</u> | <u>0</u> | <u>0</u> |
| WORK IN PROGRESS, END OF YEAR | <u>0</u> | <u>0</u> | <u>0</u> | <u>0</u> |
| TOTAL DEFERRED CAPITAL CONTRIBUTIONS, END OF YEAR | <u>12,730,001</u> | <u>0</u> | <u>0</u> | <u>12,730,001</u> |

SCHOOL DISTRICT NO. 54 (Bulkley Valley)
 CAPITAL FUND
 CHANGES IN DEFERRED CONTRIBUTIONS
 YEAR ENDED JUNE 30, 2008

| | BYLAW CAPITAL | MINISTRY OF EDUCATION RESTRICTED CAPITAL | OTHER PROVINCIAL CAPITAL | LAND CAPITAL | OTHER CAPITAL | TOTAL |
|---|---------------|--|--------------------------|--------------|---------------|---------|
| BALANCE, BEGINNING OF YEAR | 0 | 70,664 | 0 | 0 | 0 | 70,664 |
| Changes in Accounting Policies/ Prior Period Adjustments | | | | | | |
| District Entered | | 5,034 | | | | 5,034 |
| BALANCE, BEGINNING OF YEAR, AS RESTATED | 0 | 75,698 | 0 | 0 | 0 | 75,698 |
| Changes for the Year | | | | | | |
| Increase: | | | | | | |
| Provincial Grants - Ministry of Education | 327,000 | | | | | 327,000 |
| Provincial Grants - Other | 0 | | | | | 0 |
| Other | 0 | | | | | 0 |
| Investment Income | | 3,022 | | | | 3,022 |
| MEd Restricted Portion of Proceeds on Disposal | | 3,022 | | | | 3,022 |
| | 327,000 | 3,022 | 0 | 0 | 0 | 330,022 |
| Decrease: | | | | | | |
| Transferred to DCC - Capital Additions | 327,000 | | | | | 327,000 |
| Transferred to DCC - Work in Progress | 0 | | | | | 0 |
| Transferred to Invested in Capital Assets | | | | | | |
| - Site Purchases | | 0 | | | | 0 |
| | 327,000 | 0 | 0 | 0 | 0 | 327,000 |
| Net Changes for the Year | 0 | 3,022 | 0 | 0 | 0 | 3,022 |
| BALANCE, END OF YEAR | 0 | 78,720 | 0 | 0 | 0 | 78,720 |

SCHOOL DISTRICT NO. 54 (Bulkley Valley)
CAPITAL FUND
CHANGES IN FUND BALANCES
YEAR ENDED JUNE 30, 2008

Schedule C5

| | INVESTED IN CAPITAL ASSETS | LOCAL CAPITAL | FUND BALANCE |
|---|-------------------------------------|-------------------------|-------------------------|
| BALANCE, BEGINNING OF YEAR | 5,399,894 | 172,037 | 5,571,931 |
| Changes in Accounting Policies/ Prior Period Adjustments | | | |
| Reclassify interest on MED restricted | (5,034) | | (5,034) |
| BALANCE, BEGINNING OF YEAR, AS RESTATED | <u>5,394,860</u> | <u>172,037</u> | <u>5,566,897</u> |
| Changes for the Year | | | |
| Investment Income | | | 0 |
| Comprehensive Income (Loss) | | | 0 |
| Gain (Loss) on Disposal of Capital Assets | | | 0 |
| District Portion of Proceeds on Disposal | | | 0 |
| Write-off/down of Buildings and Sites | | | 0 |
| Amortization of Deferred Capital Contributions | 744,096 | | 744,096 |
| Capital Assets Purchased from Local Capital | 39,615 | (39,615) | 0 |
| Interfund Transfers - Capital Assets Purchased | 862,722 | | 862,722 |
| Interfund Transfers - Capital Assets WIP | | | 0 |
| Interfund Transfers - Local Capital | | 1,275,000 | 1,275,000 |
| Amortization of Capital Assets | (922,647) | | (922,647) |
| Transferred to Invested in Capital Assets | | | |
| - Site Purchases | | | 0 |
| Interest | | 6,761 | 6,761 |
| Net Changes for the Year | <u>723,786</u> | <u>1,242,146</u> | <u>1,965,932</u> |
| BALANCE, END OF YEAR | <u><u>6,118,646</u></u> | <u><u>1,414,183</u></u> | <u><u>7,532,829</u></u> |

SCHOOL DISTRICT NO. 54 (BULKLEY VALLEY)
NOTES TO FINANCIAL STATEMENTS
YEAR ENDED JUNE 30, 2008

NOTE 1 AUTHORITY AND PURPOSE

The School District operates under authority of the *School Act* of British Columbia as a corporation under the name of "The Board of Education of School District No. 54 (Bulkley Valley)", and operates as "School District No. 54 (Bulkley Valley)." A board of education (Board) elected for a three-year term governs the School District. The School District provides educational programs to students enrolled in schools in the district, and is principally funded by the Province of British Columbia through the Ministry of Education.

NOTE 2 SUMMARY OF SIGNIFICANT ACCOUNTING POLICIES AND REPORTING PRACTICES

These financial statements were prepared in accordance with Canadian Generally Accepted Accounting Principles (GAAP) for not-for-profit organizations. These principles are consistent with those used in prior years except as disclosed as a change in accounting policy.

The deferral method of accounting for contributions, which includes government grants, is used. Results are reported in the operating fund, special purpose funds and capital fund. Revenues and expenses are recorded on a gross and accrual basis.

Statement 2 (Statement of Revenue and Expense), Statement 3 (Statement of Changes in Fund Balances) and Statement 4 (Statement of Cash Flows) present annual results of each fund, changes in fund balances and cash flows for the year. Statement 1 (Statement of Financial Position) presents the assets, liabilities and fund balances as at June 30th. Interfund transfers and loans are recognized in each fund and eliminated in the consolidated totals.

a) Fund Accounting

The resources and operations of the School District are segregated into various funds for accounting and financial reporting purposes based on the types of restrictions on the use of contributions by governments or other granting agencies, and appropriations or other internal restrictions by the Board. While separate accounts are maintained for each fund, for financial reporting purposes, funds with similar characteristics are grouped together:

- Operating fund reports assets, liabilities, revenues and expenses for general operations.
- Special purpose funds report assets, liabilities, revenues and expenses for:
 - Contributions restricted in use by the *School Act* or Ministry of Education.
 - Contributions restricted in use by other external bodies.
 - Endowment funds.
 - Funds collected and used at the school level (i.e. school-generated funds).
 - Controlled and/or related entities.
- Capital fund reports assets, liabilities, revenues and expenses for capital. Contributions of other funds used for capital purposes are transferred to the capital fund.

SCHOOL DISTRICT NO. 54 (BULKLEY VALLEY)

NOTES TO FINANCIAL STATEMENTS

YEAR ENDED JUNE 30, 2008

NOTE 2 SUMMARY OF SIGNIFICANT ACCOUNTING POLICIES AND REPORTING PRACTICES (Continued)

b) Accounts Receivable

Accounts receivable are shown net of allowance for doubtful accounts. (see Note 3)

c) Capital Assets

The following criteria apply:

- Capital assets acquired or constructed are recorded at cost. Donated capital assets are recorded at their fair market value on the date of donation.
- Work-in-progress is recorded as an acquisition to the applicable asset class at substantial completion.
- Sites and buildings that no longer contribute to the ability of the district to provide services are written-down to residual value.
- Buildings that are demolished or destroyed are written-off.
- Amortization is recorded on a straight-line basis over the estimated useful life of the asset. Estimated useful life is as follows:

| | |
|-----------------------|----------|
| Buildings | 40 years |
| Furniture & Equipment | 10 years |
| Vehicles | 10 years |
| Computer Software | 5 years |
| Computer Hardware | 5 years |

d) Revenue Recognition

Unrestricted operating government grants, are recognized as revenue when received. Such grants, if contributed for a future period, are deferred and reported as deferred contributions until that future period. Other unrestricted revenue, including tuition fees and sales of services/products are reported as revenue when services are provided or products delivered.

Externally restricted contributions, grants, and donations are reported as revenue depending on the nature of restrictions imposed on the use of the funds by the contributors:

- Non-capital contributions for specific purposes are recorded as deferred contributions and recognized as revenue in the year related expenses are incurred.
- Contributions restricted for capital purposes are recorded as deferred contributions until the amount is invested in capital assets.
 - If the capital asset is a site, the amount invested is recorded as a direct increase to net assets invested in capital assets.
 - If the capital asset is not a site, the amount invested is recorded as a deferred capital contribution and amortized over the useful life of the asset.
 - Donated capital assets are recorded at fair market value and treated as a deferred capital contribution.
- Endowment contributions are reported as direct increases to net assets held as endowment principal.

SCHOOL DISTRICT NO. 54 (BULKLEY VALLEY)

NOTES TO FINANCIAL STATEMENTS

YEAR ENDED JUNE 30, 2008

- Investment income earned on endowment principal is recognized as a direct increase to net assets (endowment) to the extent required or agreed by donors. The remaining investment income earned on endowment principal is recorded as a deferred contribution and recognized as revenue in the year related expenses are incurred.

e) Expenditures

- Categories of Salaries
 - Principals, Vice Principals, and Directors of Instruction employed under an administrative officer contract are categorized as Principals and Vice Principals.
 - Superintendents, Assistant Superintendents, Secretary-Treasurers, Trustees and other employees excluded from union contracts are categorized as Other Professionals.
- Allocation of Costs
 - Operating expenses are reported by function, program, and object. Whenever possible, expenditures are determined by actual identification. Additional costs pertaining to specific instructional programs, such as special and aboriginal education, are allocated to these programs. All other costs are allocated to regular programs.
 - Actual salaries of personnel assigned to two or more functions or programs are allocated based on the time spent in each function and program. School-based clerical salaries are allocated to school administration and partially to other programs to which they may be assigned. Principals and Vice-Principals salaries are allocated to school administration and may be partially allocated to other programs to recognize their other responsibilities.
 - Employee benefits and allowances are allocated to the same programs, and in the same proportions, as the individual's salary.
 - Supplies and services are allocated based on actual identification of program.

f) Financial Instruments

Financial instruments consist of cash, cash equivalents, investments, accounts receivable, accounts payable, accrued liabilities and other current liabilities. Unless otherwise noted, it is management's opinion that the School District is not exposed to significant interest, currency or credit risks arising from these financial instruments. The fair values of these financial instruments approximate their carrying values, unless otherwise noted.

g) Use of Estimates

Preparation of financial statements in accordance with Canadian Generally Accepted Accounting Principles requires management to make estimates and assumptions that impact reported amounts for assets and liabilities at the date of the financial statements and revenues and expenses during the reporting periods. Significant areas requiring the use of management estimates relate to the potential impairment of assets, rates for amortization and estimated employee future benefits. Actual results could differ from those estimates.

h) Employee Future Benefits

The School District provides certain post-employment benefits including accumulated sick, severance and vacation pay for certain employees pursuant to certain contracts and union agreements.

SCHOOL DISTRICT NO. 54 (BULKLEY VALLEY)

NOTES TO FINANCIAL STATEMENTS

YEAR ENDED JUNE 30, 2008

The School District accrues its obligations and related costs under employee future benefit plans. The future benefits cost is actuarially determined using the projected unit credit method pro-rata on service and using management's best estimate of expected salary escalation, termination and retirement rates and mortality. The discount rate used to measure obligations is based on market rates at the measurement date.

The excess of cumulative unrecognized actuarial gains (losses) over 10 percent of the accrued benefit obligation is amortized over the expected average remaining service lifetime (EARSL) of active employees covered under the plan. The EARSL for employees of the School District is 9.6 years.

The most recent valuation of the obligation was performed at March 31, 2007 and projected to June 30, 2011. The next valuation will be performed at March 31, 2010 for use at June 30, 2010. For the purposes of determining the financial position of the plans and the employee future benefit costs, a measurement date of March 31 was adopted for all periods subsequent to July 1, 2004.

NOTE 3 ACCOUNTS RECEIVABLE – OTHER RECEIVABLES

| | 2008 | 2007 |
|-----------------------------|-------------------|-------------------|
| Due from Federal Government | \$ 84,210 | \$ 91,975 |
| Other | 54,391 | 49,453 |
| | <u>\$ 138,601</u> | <u>\$ 141,428</u> |

NOTE 4 CAPITAL ASSETS

| | 2008 | | 2007 | |
|-----------------------|---------------------|-----------------------------|---------------------|---------------------|
| | Cost | Accumulated Amortization | Net Book Value | Net Book Value |
| Sites | \$ 1,573,632 | \$ | \$ 1,573,632 | \$ 1,573,632 |
| Buildings | 31,204,149 | 16,189,674 | 15,014,475 | 14,954,437 |
| Furniture & Equipment | 1,052,083 | 509,882 | 542,201 | 525,934 |
| Vehicles | 2,396,614 | 712,398 | 1,684,216 | 1,440,974 |
| Computer Hardware | 59,937 | 27,302 | 32,635 | 45,492 |
| | <u>\$36,286,415</u> | <u>\$ 17,439,256</u> | <u>\$18,847,159</u> | <u>\$18,540,469</u> |

SCHOOL DISTRICT NO. 54 (BULKLEY VALLEY)

NOTES TO FINANCIAL STATEMENTS

YEAR ENDED JUNE 30, 2008

NOTE 5 EMPLOYEE FUTURE BENEFITS

The accrued benefit obligation for employee future benefits is not funded as funding is provided when the benefits are paid. Accordingly, there are no plan assets. Although no plan assets are uniquely identified, the School District has provided for the payment of these benefits. The portion of these benefits that have not been provided for is identified as Unfunded Accrued Employee Future Benefits and Vacation Pay on Statement 1 (Statement of Financial Position).

The period of amortization is equal to the expected average remaining service lifetime (EARSL) of active employees.

| | 2008 | 2007 |
|--|-------------|-------------|
| Reconciliation of Accrued Benefit Obligation | | |
| Accrued Benefit Obligation – April 1 | \$ 342,561 | \$ 332,402 |
| Service Cost | 28,359 | 19,154 |
| Interest Cost | 18,163 | 17,786 |
| Benefit Payments | -16,897 | -8,155 |
| Actuarial (Gain)/Loss | -10,922 | -18,626 |
| Accrued Benefit Obligation – March 31 | \$ 361,264 | \$ 342,561 |
| Reconciliation of Funded Status at End of Fiscal Year | | |
| Accrued Benefit Obligation – March 31 | \$ 361,264 | \$ 342,561 |
| Market Value of Plan Assets – March 31 | | |
| Funded Status - Surplus/(Deficit) | -361,264 | -342,561 |
| Employer Contributions After Measurement Date | 4,572 | 5,789 |
| Unamortized Net Actuarial (Gain)/Loss | -35,393 | -24,471 |
| Accrued Benefit Asset/(Liability) – June 30 | \$ -392,085 | \$ -361,243 |
| Components of Net Benefit Expense | | |
| Service Cost | \$ 28,359 | \$ 19,154 |
| Interest Cost | 18,163 | 17,786 |
| Amortization of Net Actuarial (Gain)/Loss | | |
| Net Benefit Expense (Income) | \$ 46,522 | \$ 36,940 |

The significant actuarial assumptions adopted for measuring the School District's accrued benefit obligations are:

| | | |
|------------------------------------|-------------------|-------------------|
| Discount Rate – April 1 | 5.00% | 5.25% |
| Discount Rate – March 31 | 5.50% | 5.00% |
| Long Term Salary Growth – April 1 | 3.25% + seniority | 3.25% + seniority |
| Long Term Salary Growth – March 31 | 3.25% + seniority | 3.25% + seniority |
| EARSL – March 31 | 9.6 | 9.6 |

SCHOOL DISTRICT NO. 54 (BULKLEY VALLEY)

NOTES TO FINANCIAL STATEMENTS

YEAR ENDED JUNE 30, 2008

NOTE 6 EMPLOYEE PENSION PLANS

The School District and its employees contribute to the Teachers' Pension Plan and Municipal Pension Plan, jointly trustee pension plans. The boards of trustees for these plans represent plan members and employers and are responsible for the management of the pension plan including investment of the assets and administration of benefits. The pension plans are multi-employer contributory pension plans. Basic pension benefits provided are defined. The Teachers' Pension Plan has about 48,000 active members from school districts, and approximately 24,000 retired members from school districts. The Municipal Plan has about 145,000 active members, of which approximately 21,000 are from school districts.

Every three years, an actuarial valuation is performed to assess the financial position of the plans and the adequacy of plan funding. The most recent valuation of the Teachers' Plan as at December 31, 2005 indicated a \$904 million unfunded liability for basic pension benefits. The next valuation will be as at December 31, 2008 with results available in late 2009. The most recent valuation for the Municipal Pension Plan as at December 31, 2006 indicated a surplus of \$438 million for basic pension benefits. The next valuation will be as at December 31, 2009 with results available in 2010. The actuary does not attribute portions of the unfunded liability to individual employers. School District #54 (Bulkley Valley) paid \$1,340,374 for employer contributions to these plans in the year ended June 30, 2008.

NOTE 7 OPERATING FUND BALANCE, END OF YEAR

Internally Restricted (appropriated) by Board for:

| | | |
|--|-----------|---------------------|
| Aboriginal Education Program | \$ 53,501 | |
| Administration Officers | 18,688 | |
| Allocation to Schools | 13,485 | |
| Required for 2008/2009 Budget | 198,108 | |
| Subtotal Internally Restricted | | 283,782 |
| Unrestricted Operating Surplus (Deficit) | | 1,396,001 |
| Total Available for Future Operations | | <u>\$ 1,679,783</u> |

NOTE 8 INTERFUND TRANSFERS

Interfund transfers between the operating, special purpose and capital funds are reported on Statement 3 (Statement of Changes in Fund Balances). For the year ended June 30, 2008, transfers were as follows:

- Transfer to the Capital Fund from the Operating Fund for capital asset purchases of \$306,141.
- Transfer to the Capital Fund from the Special Purposes Fund for capital asset purchases of \$555,931.
- Transfer to the Capital Fund from the Operating Fund for the local capital reserve fund of \$1,275,000.

SCHOOL DISTRICT NO. 54 (BULKLEY VALLEY)

NOTES TO FINANCIAL STATEMENTS

YEAR ENDED JUNE 30, 2008

NOTE 9 RELATED PARTY TRANSACTIONS

The School District is related through common ownership to all Province of British Columbia ministries, agencies, school districts, health authorities, colleges, universities, and crown corporations. Transactions with these entities, unless disclosed separately, are generally considered to be in the normal course of operations and are recorded at the exchange amount.

NOTE 10 BUDGET FIGURES

Budget figures included in the financial statements are not audited. They were approved by the Board through the adoption of an amended annual budget on February 19, 2008.

NOTE 11 ASSET RETIREMENT OBLIGATION

The fair value of the liability for asbestos removal or disposal will be recognized in the period in which it is incurred. As at June 30, 2008, the liability is not reasonably determinable.

NOTE 12 ECONOMIC DEPENDENCE

Operations of the School District are dependent on continued funding from the Ministry of Education and various governmental agencies to carry out its programs. These financial statements have been prepared in accordance with Canadian GAAP for not-for-profit organizations. This contemplates continuation of the School District as a "going concern".

NOTE 13 PRIOR PERIOD ADJUSTMENT

Reclassification of interest on MED restricted capital for 2005/06 and 2006/07.